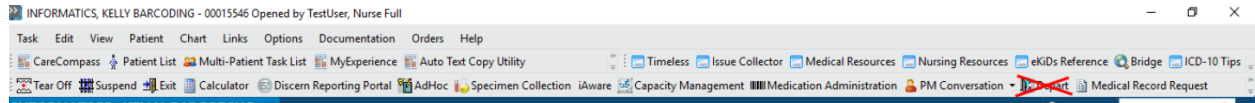


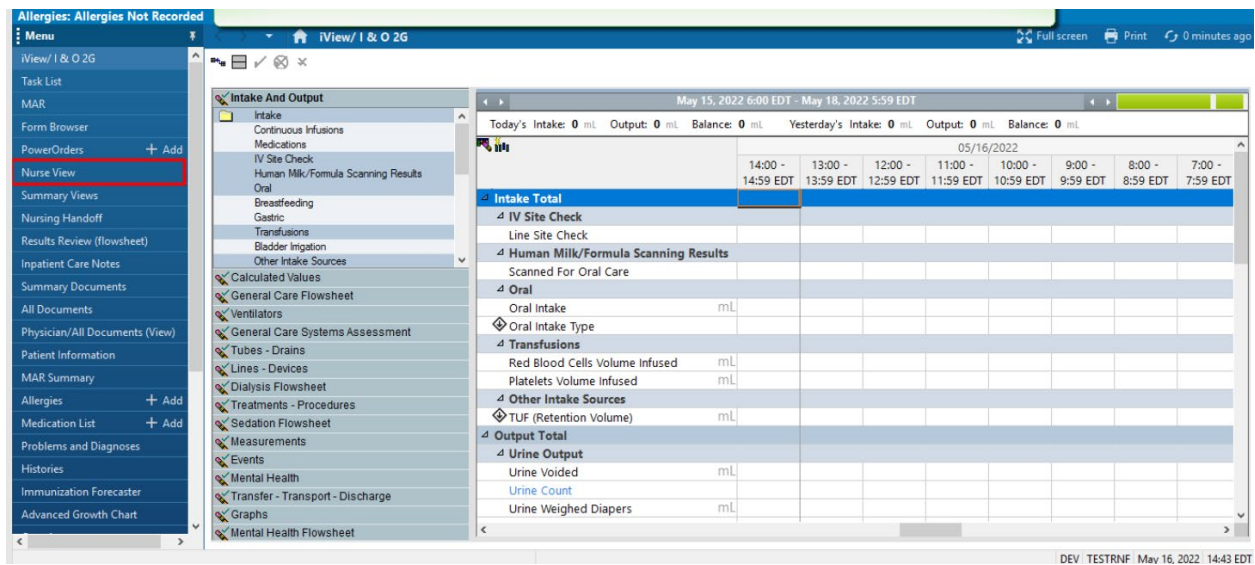
## Accessing Way to Grow handouts via Powerchart using the new Discharge Workflow

The Depart icon is no longer visible from the toolbar.

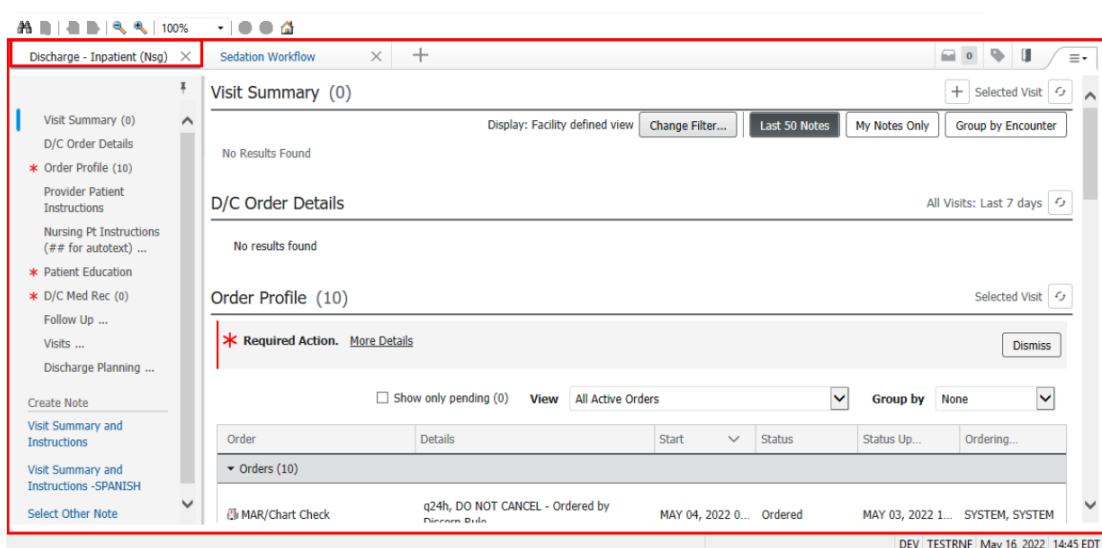


Access to patient and family education materials may be accessed on the mPage.

Click the "Nurse View" Menu tab.



The workflow mPage displays.



DischargeNI, Inpatient4 - 00001508 Opened

Task Edit View Patient Chart L

CareCompass Patient List Multi-

DischargeNI, Inpatient4

DischargeNI, Inpatient4

Allergies: Allergies Not Recorded

Nurse View

Discharge - Inpatient (Nsg) x Sedation Workflow x +

Visit Summary (0)

Display: Facility defined view Change Filter... Last 50 Notes My Notes Only Group by Encounter

No Results Found

D/C Order Details

All Visits: Last 7 days

No results found

Order Profile (10)

Selected Visit

\* Required Action. More Details Dismiss

Show only pending (0) View All Active Orders Group by None

Order	Details	Start	Status	Status Updated	Ordering Prov...
Orders (10)					
MAR/Chart Check	q24h, DO NOT CANCEL - Ordered by Discern Rule	MAY 04, 2022 00:00	Ordered	MAY 03, 2022 10:07	SYSTEM, SYSTEM
HT/Wt/Allergies Admission	DO NOT CANCEL - Ordered by Discern Rule	MAY 03, 2022 10:07	Ordered	MAY 03, 2022 10:07	SYSTEM, SYSTEM

DEV TESTRNF May 16, 2022 14:50 EDT

Patient instructions, education, medications, and follow up information in the Discharge workflow mPage will appear on the *Visit Summary and Instructions* document that is provided to patients and/or their representative.

DischargeNI, Inpatient4 - 00001508 Opened

Task Edit View Patient Chart L

CareCompass Patient List Multi-

DischargeNI, Inpatient4

DischargeNI, Inpatient4

Allergies: Peanuts, sulfa drugs

Nurse View

Discharge - Inpatient (Nsg) x Sedation Workflow x +

Visit Summary (2)

D/C Order Details

Order Profile (6)

Provider Patient Instructions

Nursing Pt Instructions (## for autotext)

\* Patient Education

D/C Med Rec (3)

Follow Up

Visits ...

Discharge Planning ...

Create Note

Visit Summary and Instructions

Visit Summary and Instructions -SPANISH

Select Other Note

Nursing Pt Instructions(## for autotext)

Tahoma 9

Alternate Tylenol and Ibuprofen every 3 hours as needed for pain

Modified: TestUser, Nurse Full JUN 24, 2022 10:56

Save

Patient Education

+ Selected Visit

\* Required Action. More Details Dismiss

Quick Suggestions Favorites Custom More Options...


Added Education

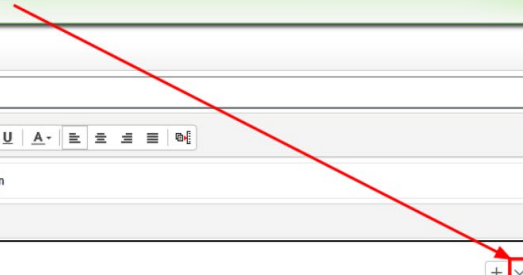
No Results Found

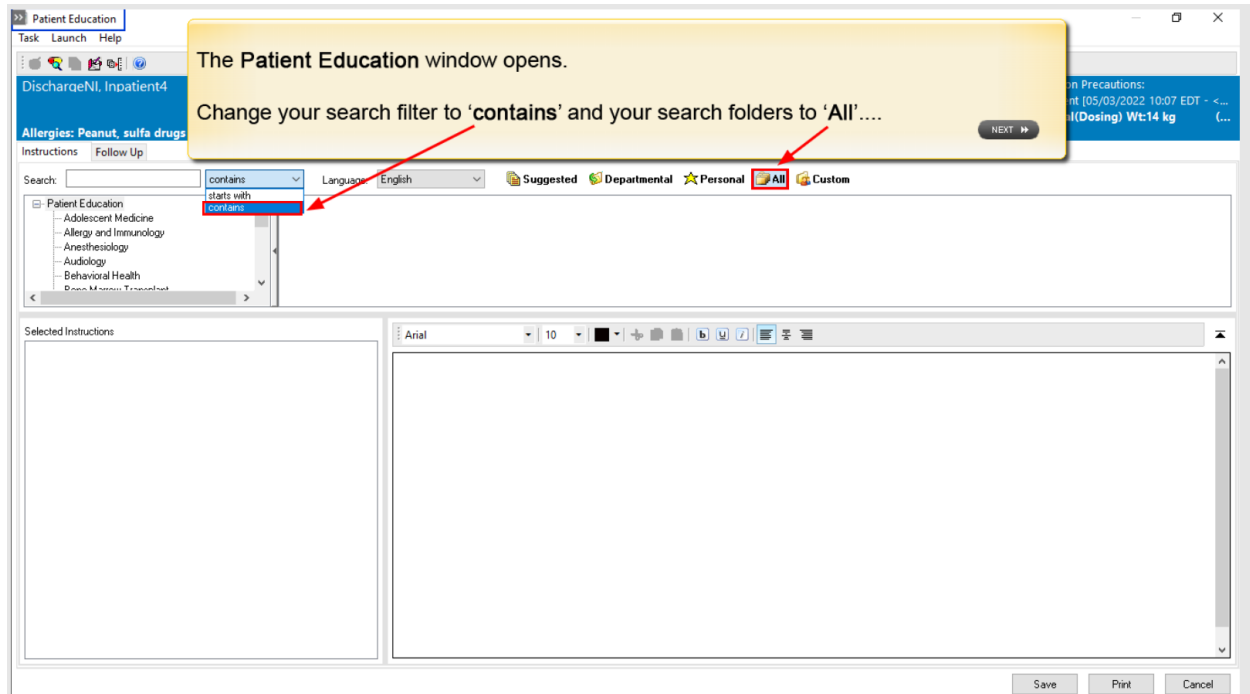
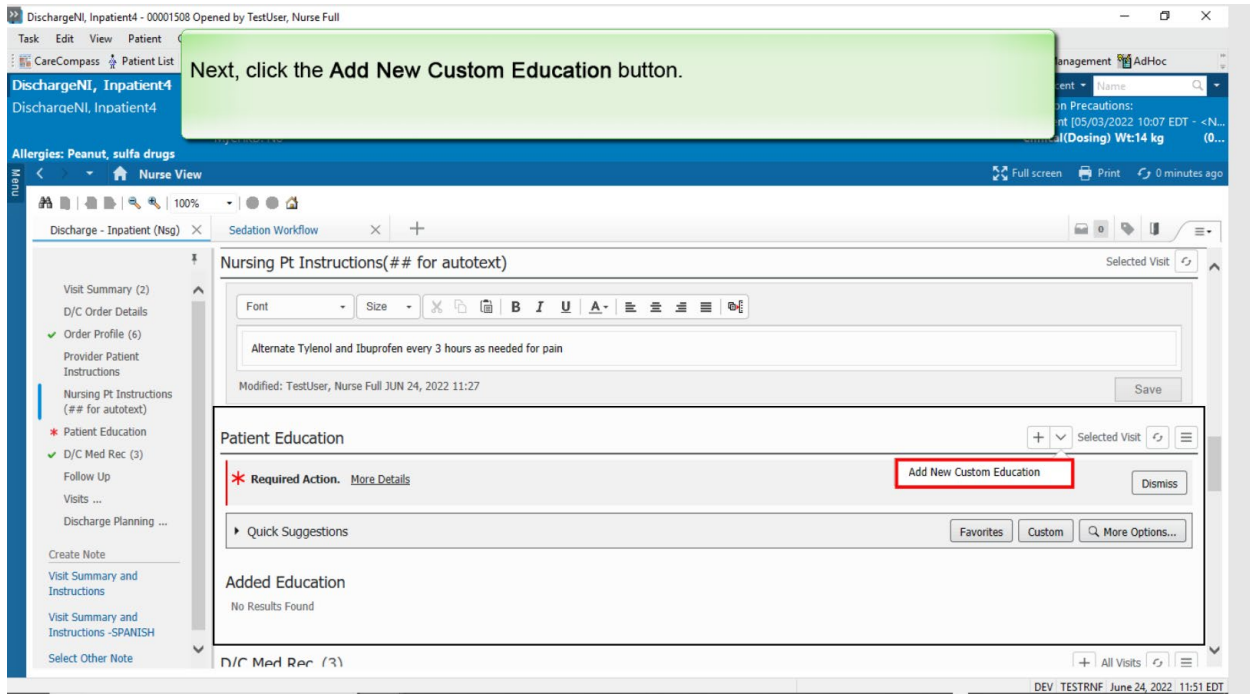
D/C Med Rec (3)

All Visits

You may view or add patient education materials in the Patient Education component section at any time. The red asterisk next to this component indicates patient education has not yet been added.

Click the Additional Action button  in the Patient Education component section.





Patient Education  
Task Launch Help

DischargeNI, ED4

Allergies: No Known Allergies

Instructions Follow Up

Search: metered dose contains Language: English Suggested Departmental Personal All Custom

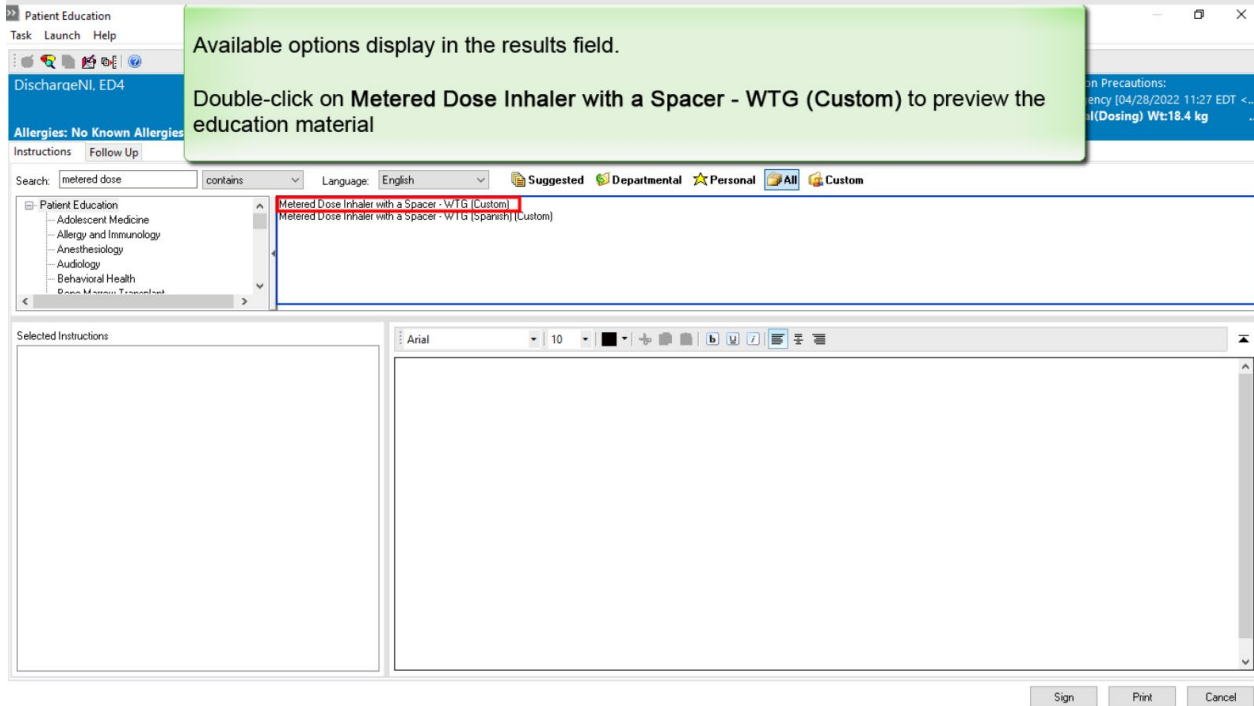
Metered Dose Inhaler with a Spacer - WTG (Custom)  
Metered Dose Inhaler with a spacer - WTG (Spanish) (Custom)

Selected Instructions

Arial 10

Sign Print Cancel

Available options display in the results field.  
Double-click on Metered Dose Inhaler with a Spacer - WTG (Custom) to preview the education material

The screenshot shows the 'Patient Education' application window. At the top, there are menu options 'Task', 'Launch', and 'Help'. Below that, the patient's name 'DischargeNI, ED4' and 'Allergies: No Known Allergies' are displayed. A search bar contains 'metered dose' with a dropdown menu set to 'contains' and 'Language' set to 'English'. Filter buttons for 'Suggested', 'Departmental', 'Personal', 'All', and 'Custom' are visible. A list of search results is shown, with 'Metered Dose Inhaler with a Spacer - WTG (Custom)' selected and highlighted in red. Below the search results, there are two empty panels: 'Selected Instructions' on the left and a large preview window on the right. At the bottom right, there are 'Sign', 'Print', and 'Cancel' buttons.

Patient Education  
Task Launch Help

DischargeNI, Inpatient4

Allergies: Peanut, sulfa drugs

Instructions Follow Up

Search: metered dose contains Language: English Suggested Departmental Personal All Custom

Metered Dose Inhaler with a Spacer - WTG (Custom)  
Metered Dose Inhaler with a Spacer - WTG (Spanish) (Custom)

Selected Instructions

Metered Dose Inhaler with a Spacer - WTG (Custom)

Arial 11

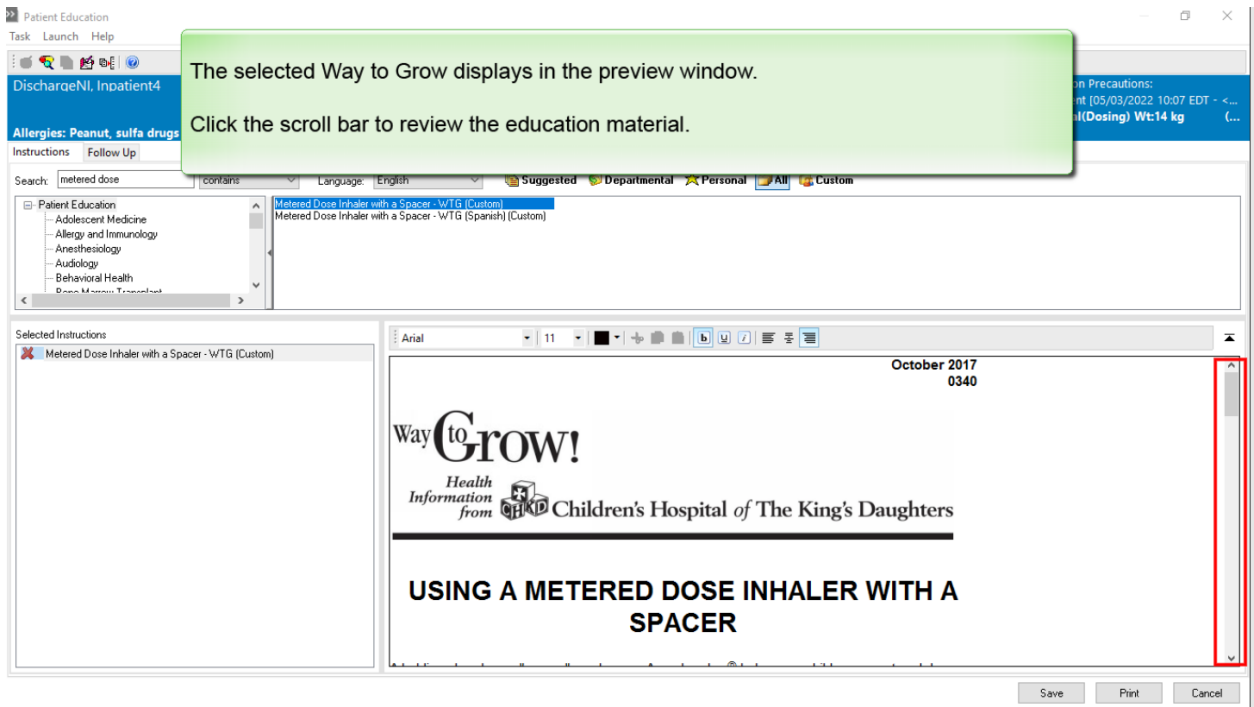
October 2017  
0340

Way to Grow!  
Health Information from Children's Hospital of The King's Daughters

USING A METERED DOSE INHALER WITH A SPACER

Save Print Cancel

The selected Way to Grow displays in the preview window.  
Click the scroll bar to review the education material.

The screenshot shows the 'Patient Education' application window with the 'Way to Grow!' education material previewed. The patient's name is 'DischargeNI, Inpatient4' and 'Allergies: Peanut, sulfa drugs'. The search bar still contains 'metered dose'. The search results list is the same as in the previous screenshot. The 'Selected Instructions' panel now shows 'Metered Dose Inhaler with a Spacer - WTG (Custom)' with a red 'X' icon. The large preview window on the right displays the 'Way to Grow!' logo, the text 'Health Information from Children's Hospital of The King's Daughters', and the title 'USING A METERED DOSE INHALER WITH A SPACER'. A vertical scroll bar on the right side of the preview window is highlighted with a red box. At the bottom right, there are 'Save', 'Print', and 'Cancel' buttons.

Patient Education

Task Launch Help

DischargeNI, Inpatient4

Allergies: Peanut, sulfa drugs

Instructions Follow Up

Selected Instructions

Metered Dose Inhaler with a Spacer - WTG (Custom)

THE SPACER:

- Makes a metered dose inhaler easy to use.
- Helps your child to inhale medicine without timing a puff of medicine with breathing in.
- Helps more medicine get into the lungs where it can work.
- Decreases the side effects of some inhaled medicines.

HOW TO USE YOUR SPACER WITHOUT A MASK:

Remove the cap from the end of the inhaler. Remove the cap from the end of the spacer.

Insert the inhaler mouthpiece into the round opening in the rubber ring at the end of the spacer.

Holding the spacer and inhaler tightly, shake it 3 or 4 times.

Gently breathe out. Put the spacer mouthpiece in your mouth on top of your tongue. Close your lips and teeth around the mouthpiece.

Spray **one** puff of medicine into the spacer.

Breathe in slowly and deeply through your mouth over 3-5 seconds. Breathing in too fast will make a whistling sound. This means you must **slow down** as you breathe in.

Hold your breath for 10 seconds, and then breathe out slowly. Resume normal breathing.

Repeat steps 3-7 for each puff of medicine your doctor prescribes. **Remember to wait at least one minute between puffs and to shake your inhaler again before taking the next puff.**

Save Print Cancel

After reviewing the education material, you have determined you would like to include this document in the *Visit Summary and Discharge Instructions* document.

Click **Save**.

DischargeNI, Inpatient4 - 00001508

Task Edit View Patient

CareCompass Patient List

DischargeNI, Inpatient4

Allergies: Peanut, sulfa drugs

Nurse View

Discharge - Inpatient (Nsg) Sedation Workflow

Patient Education

Quick Suggestions

Added Education

Education Name	Language	Actions
Education (1)		
Metered Dose Inhaler with a Spacer - WTG (Custom)	English	Modify Print Remove
Medication Leaflets (0)		
No Added Medication Leaflets		

D/C Med Rec (4)

Medication

Medication	Compliance	Supply Re...	Responsible Provider
acetaminophen (Tylenol Childrens 160 mg/5 mL oral suspension) 320 mg, 10 mL, By mouth, q4h, PRN; temperature, 0 Refill(s)	--	--	--

DEV TESTRNF June 03, 2022 15:07 EDT

Education material that has been added displays in the **Added Education** section where you have the ability to modify or remove the education material.

Repeat to add additional education materials.

At any time during the patient's stay, you can print individual education items by clicking the print button next to the item, or you can print all education items by clicking the **Print All Education and Leaflets** link at the bottom of the section.

Note: The Medication Leaflets feature is not utilized at CHKD.

Education Name	Language	Actions
Metered Dose Inhaler with a Spacer - WTG (Custom)	English	Modify Print Remove ☆

You can add or remove education items from your Favorites folder, by clicking on the star icon next to an education item

Click the 'Next' button and we will demonstrate how to add items to your Favorites folder

Education Name	Language	Actions
Metered Dose Inhaler with a Spacer - WTG (Custom)	English	Modify Print Remove ☆

Below the education section, the 'D/C Med Rec (4)' section is visible, showing a medication list:

Medication	Compliance	Supply Re...	Responsible Provider
acetaminophen (Tylenol Childrens 160 mg/5 mL oral suspension) 320 mg, 10 mL, By mouth, q4h, PRN: temperature, 0 Refill(s)	--	--	--

Effective date: 11/16/2022 DC